

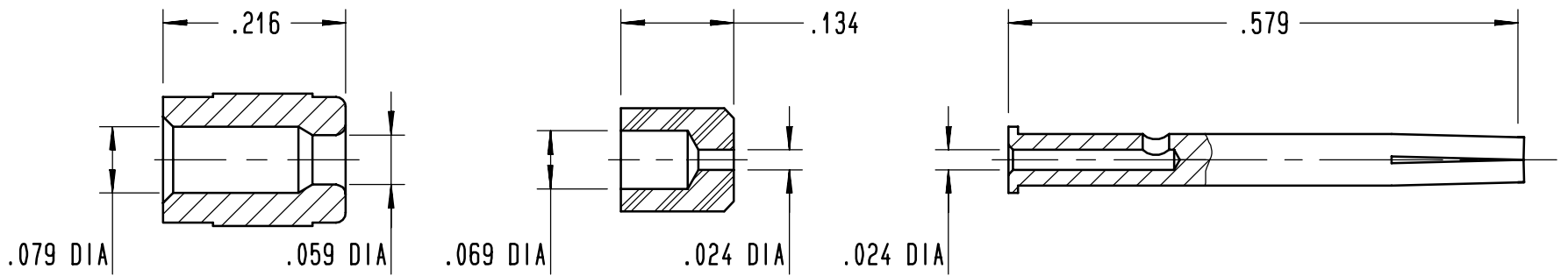
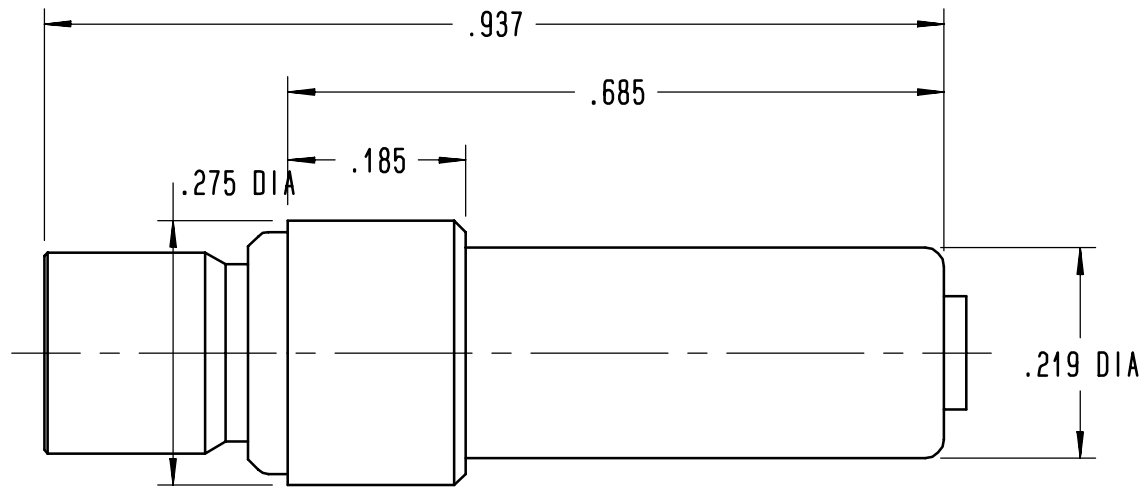


Series
NSX

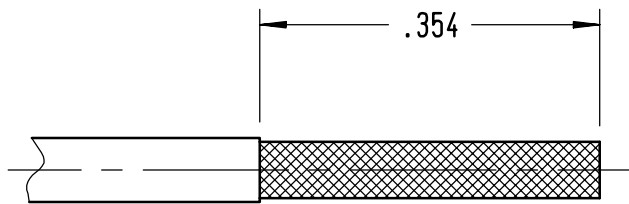
SIZE 5 COAXIAL PIN CONTACT
FOR RG178 AND KX21 CABLES

Issue:
09 DEC 96

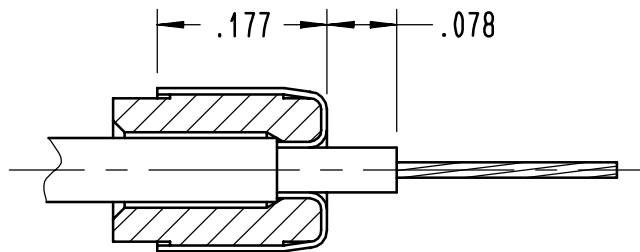
Page
1 / 1



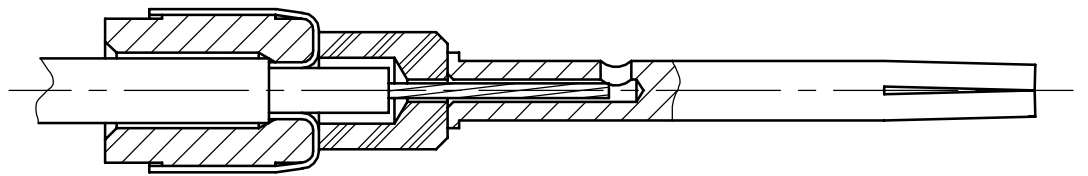
WIRING INSTRUCTIONS



CABLE STRIPPING



SLIDE THE FERRULE ON THE BRAID UNTILL IT BUTTS UP AGAINST THE JACKET. COMB THE BRAID, FOLD BRAID BACK OVER THE FERRULE THEN CUT IT AT .177 STRIP THE INNER CONDUCTOR .102 AWAY FROM BRAID

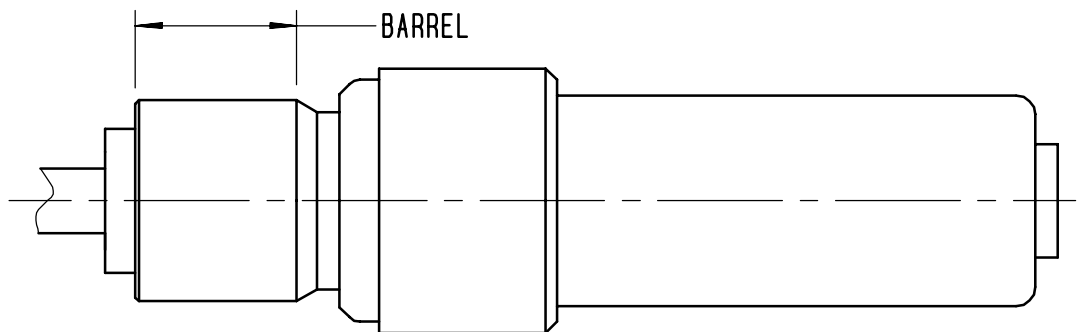


SLIDE INSULATOR ON THE DIELECTRIC AND CONTACT ON THE INNER CONDUCTOR

TOOLING

INNER CONDUCTOR:
CRIMPING TOOL: M22520/2-01 (RADIAL 282281)
SELECTOR ON 6
POSITIONNER: K345 (RADIAL 282550)
OUTER CONDUCTOR:
CRIMPING TOOL: M22520/5-01 (RADIAL 282293)
DIE: M22520/5_05 (RADIAL 282246) HEX.B

EXTRACTION TOOL: M81969/28-01 (RADIAL 282946)



INSERT THE PARTS INTO BODY, ENSURING THEY ARE PUSHED HOME, THEN CRIMP BARREL

CREATION

PEN: .

NOM: MACARI

DATE: 22 FEB 91

APPR.: .

09 DEC 96 REDRAWN

VALGRESY

Issue

Revisions

Name

Approved

4112-9610

A620123